




### Drilling template for SERVO-DRIVE bracket profile attachment



Symbolic image

- Template for marking or pre-drilling the fixing positions for the SERVO-DRIVE bracket profile adapter
- The drilling template can be attached to an assembled and unassembled cabinet as well as to individual components (bottom panel/top panel/cross bar)
- Assembly on a marking line
- Material: nylon/steel/aluminium

#### Assembly possibilities

**LEGRABOX pure**      **TANDEM**  
**LEGRABOX free**  
**TANDEMBOX intivo**  
**TANDEMBOX antaro**  
**TANDEMBOX plus**  
**MOVENTO**


#### Page instructions

|                                   |     |
|-----------------------------------|-----|
| Overview – templates              | 734 |
| Overview – assembly possibilities | 736 |



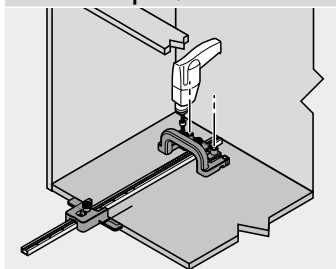
Application video

#### Order information

| Description   |  | Part no.    |
|---|--|-------------|
|  | Drilling template for SERVO-DRIVE bracket profile attachment     | ZML.1150.02 |
| <b>Composed of:</b>   |  |             |
| -   | 1 x Drilling template for SERVO-DRIVE bracket profile attachment |             |
| -   | 1 x Drilling depth spacer Ø 10 mm                                |             |
| -   | 1 x Marking template Ø 10 mm                                     |             |

#### Assembly possibilities

**LEGRABOX pure/LEGRABOX free/TANDEMBOX intivo/TANDEMBOX antaro/TANDEMBOX plus/MOVENTO/TANDEM**



#### Cabinet assembly

- Mark cabinet profile height position
- Set depth adjustment using the calibration
- Position template on marking line
- Drill or mark drillings for bracket profile adapter