



### Drilling template for hinge systems



Symbolic image

- Template for the transfer of measurements for hinge and mounting plate fixing positions
- Template for the transfer of measurements from door to cabinet and from cabinet to door
- Drilling template can be used with assembled or unassembled cabinets
- Adjustable stop for various front overlays, the calibration makes it easy to set the template
- Material: nylon/steel/aluminium

#### Assembly possibilities

**AVENTOS HF**  
**AVENTOS HK-XS**  
**CLIP top BLUMOTION**  
**CLIP top**  
**MODUL**

#### Page instructions

Overview – templates	734
Overview – assembly possibilities	736





Application video

#### Order information

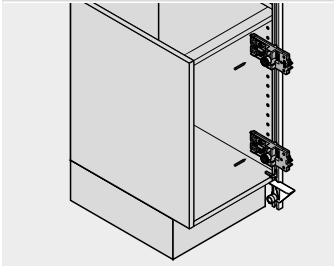
Description	Part no.
Drilling template for hinge systems	65.7500.03
<b>Composed of:</b>	
- 1 x Extension rail 1000 mm	
- 2 x Templates with a marking template	
- 2 x Marking template Ø 5 mm	

#### a Accessories

Description	Part no.
 Extension rail 2200 mm	65.7590
 Template	65.7510.03

#### Assembly possibilities

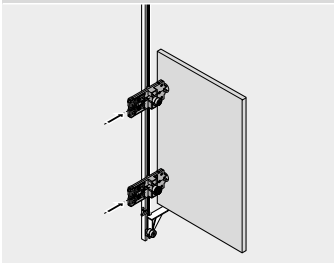
##### AVENTOS HF/AVENTOS HK-XS/CLIP top BLUMOTION/CLIP top/MODUL



#### Hinge system assembly – door undrilled

- Position drilling template onto cabinet
- Transfer desired position of attached mounting plate and/or system drilling to drilling template
- Set desired door overlay using the calibration
- Position drilling template on to door and mark hinge drilling pattern using marking template

##### AVENTOS HF/AVENTOS HK-XS/CLIP top BLUMOTION/CLIP top/MODUL



#### Hinge system assembly – cabinet undrilled

- Set desired front overlay using the calibration
- Transfer desired position of hinge drilling and/or attached hinge to drilling template
- Position drilling template onto cabinet and mark or pre-drill fixing positions for mounting plates